

To book a **free Home Fire Safety Visit**  
call **0800 0731 999**  
Text **'FIRE'** to **80800**  
or visit **[www.firescotland.gov.uk](http://www.firescotland.gov.uk)**

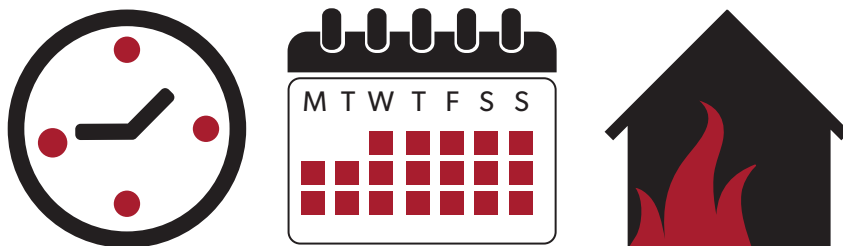
SCOTTISH FIRE AND RESCUE SERVICE

# Fire Safety



SCOTTISH  
FIRE AND RESCUE SERVICE

Working together for a safer Scotland




# Every hour of every day there's a house fire in Scotland


**The Scottish Fire and Rescue Service want to ensure you are safe.**

**Here are some safety tips.**

# 1. Smoke Alarms



**Make sure your home has working smoke alarms.**



**Test them every week.**



# Smoke Alarms




**Smoke alarms will wake you if fire starts.**




**Smoke alarms could save your life.**

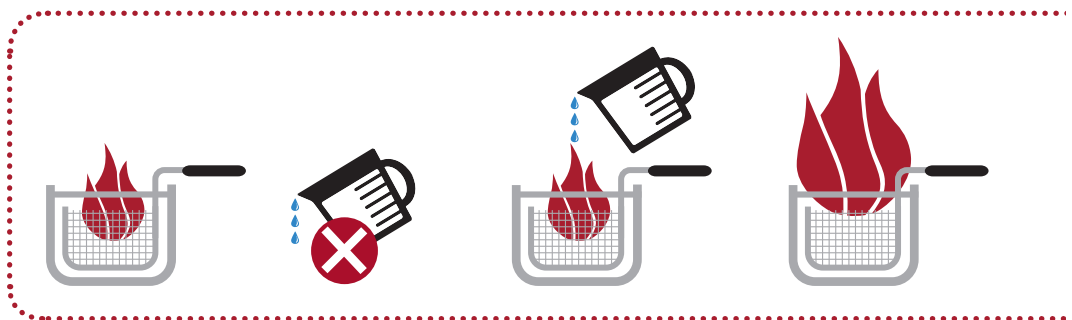
## 2. Cooking



**If you've been drinking alcohol or taking drugs, don't cook.**



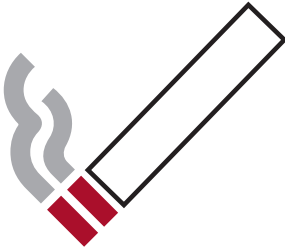
**Never walk away while you're cooking.**



**Never throw water over hot oil.**

**Water reacts violently with hot oil.**

# 3. Smoking



**Do you smoke?**



**Make sure your home has working smoke alarms.**

# Smoking



**Put cigarettes out safely in an ashtray.  
Pour water on cigarette ends before putting in a bin.**



**Never place lit or smouldering cigarette ends in the bin.**

# Smoking



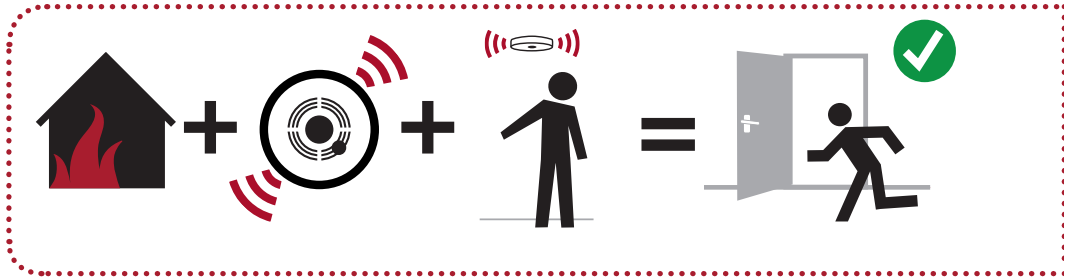
**Never smoke in bed.**



**Keep lighters and matches away from children.**



## 4. Escape plan



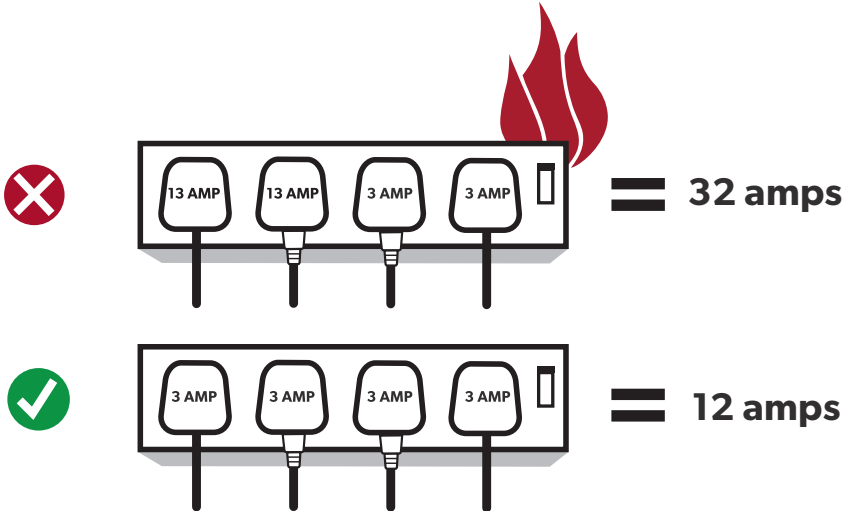
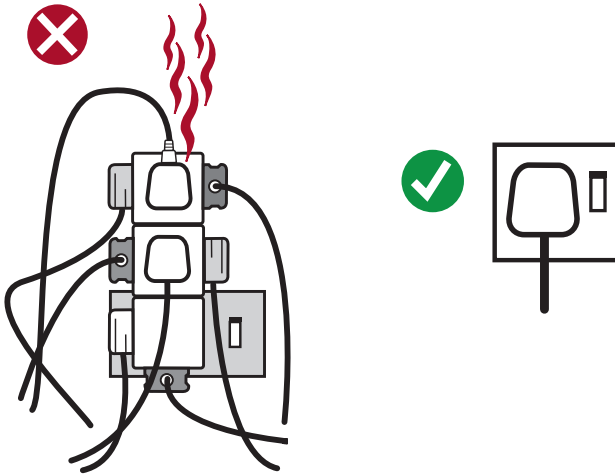
**If you hear smoke alarms, or there is a fire...**



**... GET OUT, STAY OUT & DIAL 999**

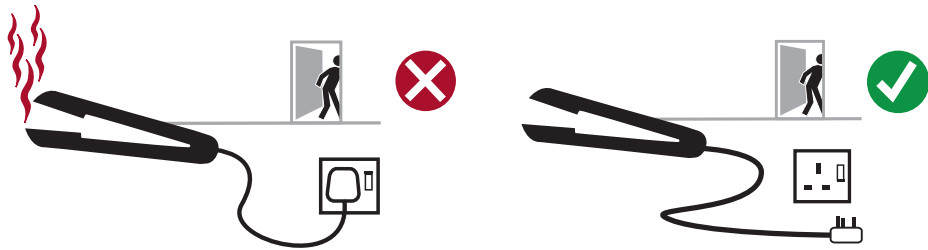
# 5. Plugs

Do not overload sockets.



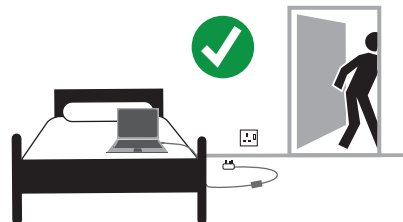
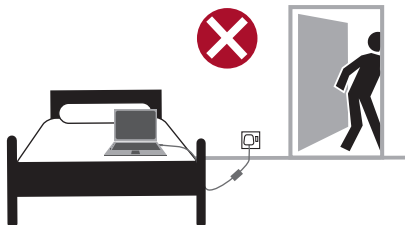
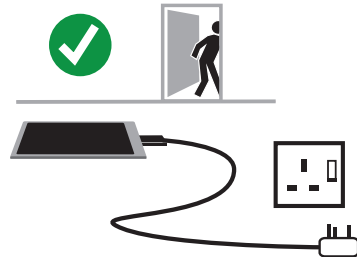

Never use more than 13 amps in one socket.

## 6. Electricity



**Do not leave hair straighteners plugged in and unattended.**

---



**Do not leave laptops or phones on charge and unattended.**

---

# Electricity

---



**Do not put heater near curtains or furniture, or dry clothes on them.**

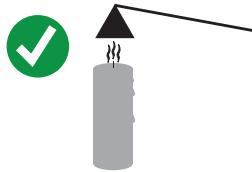
---

# 7. Candles



**Keep candles away from anything which could catch fire.**

---



**Put candles out if you are not in the room or sleeping.**

---



**Use candle holders.**

## 8. Escape Routes



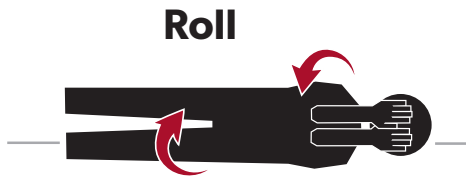
**Keep exits clear.**

## 9. Stairs and means of escape



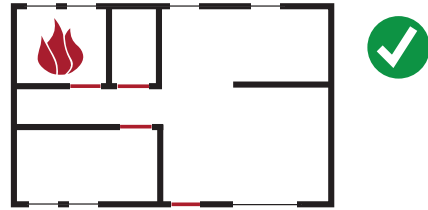
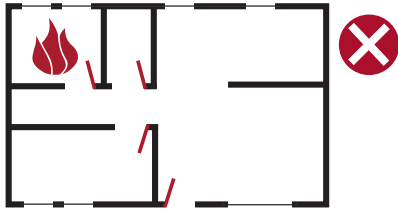
**Keep escape routes clear.**

# 10. Stop, drop and roll



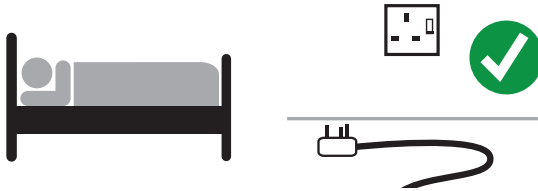


# 11. Night-time routine




**Closed doors may stop a fire spreading.**

---



**Unplug appliances not designed to be left on overnight.**

---



**Switch off portable heaters.**

---

# Night-time routine



**Close all doors.**


---



**Have keys and phone when going to sleep.**

---

## 12. SFRS Explanation Board



**Our simple alphabet spelling board provides a communication option for people who cannot communicate verbally due to medical conditions or language barriers.**

**Individuals can point to letters to spell words and answer yes/no questions.**

Visit [www.firescotland.gov.uk](http://www.firescotland.gov.uk) for practical fire safety advice. Or talk to your local firefighters. You'll find contact details on the website, in your local library and in the phone book.

If you would like a copy of this document in a different format or a version in another language, please contact 0800 0731 999.

TO BOOK A FREE HOME FIRE SAFETY VISIT  
Call 0800 0731 999  
or visit [www.firescotland.gov.uk](http://www.firescotland.gov.uk)



SCOTTISH

FIRE AND RESCUE SERVICE

Working together for a safer Scotland